







LIST OF COMMITTEE MEMBERS FOR THE

TRADE CARPENTRY AND WOOD WORKING

Sl.No.	Members and Experts	Signature
1.	K. Panneerselvam, Regional Joint Director of Training Chennai Region Guindy, Chennai	
2.	B. Musthafa, Deputy Director/Principal, Govt. Industrial Training Institute, North Chennai, Chennai 600 021	
3.	G. Elumalai Asst. Trg. Officer, Govt. Industrial Training Institute, North Chennai.	
4.	A. Edwin Andrew, Instructor, Intermission Industrial School Pallavaram	
5.	Subramaniam Trg. Officer Katpadi Industrial School, Katpadi	
6.	G. Angappan, Instructor, Thakkar Bapa Industrial School, T. Nagar	

COURSE DETAILS

Name of the trade	Carpentry and Wood Working
Qualification	VIII pass
Age	14-40 yrs
Duration	1 Year
No. of Trainees	20
No. of Practical Hours	32 hrs. per week
No. of Theory Hours	8 hrs. per week
W/s Cal & Sci	2 hrs. per Week
Engg . Drg	2 hrs. per week
Space Required	
Workshop	1500 Sq.ft
Theory	300 Sq.ft
Power required in Kilo watt	3 KW



# CARPENTRY & WOOD WORK

## Theory

S.No.	Topic
1	Importance of the trade in the development of Industrial Economy of the country Importance of Safety and general precautions observed in the institute and in the section.
2	What is related instruction subjects to be taught achievement to be made.
3	Introduction to the Trade and craft scope in the industry.
4	General Safety – Safety precaution observed in wood working, workshop Discipline – First Aid.
5	Classification of Tools Introducing the tools in each group.
6	Brief Description of hand tools and their names, from which made and use Grinding and Sharpening the tools and care and maintenance.
7	Measuring Tools and the types and its uses. Explaining about the various type of marking & Testing Tools and purpose and its uses.
8	Cutting Tools, Various Types of cutting Tools used in Carpentry Description and maintenance.
9	Planning Tools ( Difference types of planes Description and maintenance.
10	Holding and Supporting tolls and Description.
11	Striking tools - Different types of Hammers, mallets, and its uses .