





LIST OF COMMITTEE MEMBERS FOR THE

TRADE PRINTING MACHINE OPERATOR

Sl.No.	Members and Experts	Signature
1.	K. Panneerselvam, Regional Joint Director of Training Chennai Region Guindy, Chennai	
2.	S. Valsakumar, Principal, Govt. Industrial Training Institute, Guindy, Chennai 600 032	
3.	R. Rajendiran Asst. Trg. Officer, Govt. Related Instruction Centre, North Chennai.	
4.	J. Manogaran, Junior Training Officer, Govt. Industrial Training Institute, Guindy, Chennai 600 032	

COURSE DETAILS

<b>Name of the trade</b>	<b>Printing Machine Operator</b>
<b>Qualification</b>	<b>VIII pass</b>
<b>Age</b>	<b>14-40 yrs</b>
<b>Duration</b>	<b>1 Year</b>
<b>No. of Trainees</b>	<b>20</b>
<b>No. of Practical Hours</b>	<b>32 Hours Per week</b>
<b>No. of Theory Hours</b>	<b>12 Hours per week</b>
<b>Space Required</b>	
<b>Workshop</b>	<b>450 Sq.ft</b>
<b>Theory</b>	<b>200 Sq.ft</b>
<b>Power required in Kilo watt</b>	<b>4 KW</b>

### COURSE DETAILS

**Name of Trade** : PRINTING MACHINE OPERATOR

**Qualification** : VIII Pass

**Age** : 14-40 Years

**Duration** : 1Year

**Number of Trainees** : 20

**Number of Practical hours** : 32 hrs. per week

**Number of Theory Hours** : 12 hrs. per week

**Space Required**

**Workshop** : 450 sq. feet

**ClassRoom** : 200 sq. feet

**Power Required in KW** : 4 k.w.

PRINTING MACHINE OPERATOR.

PRACTICAL.

Course content.

....

1. Handling and care of Tools, Equipments and Machine room. materials - Correct working posture - Safety measures - Preventive measures.
2. Cleaning, Lubrication and General Maintenance of Machinery and Equipment.
3. Imposing schemes - with relation of Folding Schemes - with Type set matter and blocks.
4. Forms - Preparation - with Types Block and Plates upto 8 pages for platen and cylinder machines.
5. Preparation of Platen Machine for Printing - Loading and Locking up - Dressing - Inking - Lay setting for single colour, Double Colour - Roller setting - control of supply.
6. Preparation of Cylinder machines for Printing - Loading and Locking up - Dressing - Inking Lay setting - Feeder & Delivery setting - Roller setting - control of supply - Single & Multi colour.
7. Premake ready - underlay - overlay - Lining up Table - Gauges.
8. Make ready - For Type set matter, Blocks (Line & Halftone) - On platen machines.
9. Make ready - Type set matter, Blocks (Line and Halftone) on Cylinder machines.
10. Ink mixing - Primary secondary and Tertiary colours - Different driers.
11. Machine operation - Platen and cylinder machines - Hand fed machines - Automatic feeder (if available) - Running problems - causes & Remedies.
12. Extra operations - Cutting & Creasing, Perforating, Numbering machine - Special attachments - Anti setoff sprayers.

Revisions.

...2...

